


ricoma
THINK BEYOND

CHT SERIES

High Speed Tubular
Embroidery Machines

+ with intuitive 10.4"
high definition true
color LCD touch
screen system



THINK BEYOND


Single + multi-head solutions

Technical specifications

Model	Needles	Heads	Net Weight	Head Interval	EMB Area	Machine Size	LCD
CHT-1201	12	1	290 kgs 640 lbs	400 mm 15.75 in	400 x 450 mm 16 x 18 in	1260 x 1300 x 1740 mm 50 x 51 x 69 in	10.4 in
CHT-1501	15	1	290 kgs 640 lbs	400 mm 15.75 in	400 x 450 mm 16 x 18 in	1260 x 1300 x 1740 mm 50 x 51 x 69 in	10.4 in
CHT-1202	12	2	400 kgs 882 lbs	400 mm 15.75 in	400 x 450 mm 16 x 18 in	1660 x 1300 x 1740 mm 65 x 51 x 69 in	10.4 in
CHT-1502	15	2	400 kgs 882 lbs	400 mm 15.75 in	400 x 450 mm 16 x 18 in	1660 x 1300 x 1740 mm 65 x 51 x 69 in	10.4 in
CHT-1204	12	4	600 kgs 1,323 lbs	400 mm 15.75 in	400 x 450 mm 16 x 18 in	2500 x 1300 x 1780 mm 98 x 51 x 70 in	10.4 in
CHT-1504	15	4	600 kgs 1,323 lbs	400 mm 15.75 in	400 x 450 mm 16 x 18 in	2500 x 1300 x 1780 mm 98 x 51 x 70 in	10.4 in
CHT-1206	12	6	750 kgs 1,653 lbs	400 mm 15.75 in	400 x 450 mm 16 x 18 in	3300 x 1300 x 1780 mm 130 x 51 x 70 in	10.4 in
CHT-1506	15	6	750 kgs 1,653 lbs	400 mm 15.75 in	400 x 450 mm 16 x 18 in	3300 x 1300 x 1780 mm 130 x 51 x 70 in	10.4 in
CHT-1208	12	8	950 kgs 2,094 lbs	400 mm 15.75 in	400 x 450 mm 16 x 18 in	4160 x 1300 x 1840 mm 164 x 51 x 72 in	10.4 in
CHT-1508	15	8	950 kgs 2,094 lbs	400 mm 15.75 in	400 x 450 mm 16 x 18 in	4160 x 1300 x 1840 mm 164 x 51 x 72 in	10.4 in

**Optional wide models [-w] with EMB Area: 500 x 450 mm [20" x 18"] available*


Main features



Thread Break Detection



Automatic Color Change



Adjustable control panel



270° Wide Angle Cap System

- Suitable for embroidery on flats, caps, finished garments and more!
- Perfect for established and growing embroidery businesses
- 10.4-inch HD LCD touch-screen panel
- Maximum embroidery area: 400mm x 450mm [16" x 18"] or (-w) 500mm x 450mm [20" x 18"]
- Newly developed small sewing arm for high-quality embroidery on caps and small items
- Heavy duty steel frame with wheels to ensure both stability and mobility
- Thread break detection
- Maximum speed: 1000 SPM
- Memory capacity: 50 million stitches or 200 designs
- External 100° button and trimming button

Suited for all embroidery types

CHT-1506

Auto thread
break detection

15 needles
15 colors



Wired or wireless or
USB data transfer

50 million stitches or
200 designs

1000 SPM
sewing speed

Auto thread
trimming system

- Machine reads multiple design formats, such as DST, DSB and more
- 270° wide angle cap system
- Environmentally friendly packaging
- USB input
- Automatic color change
- Pre-sewn design trace capable
- Servo motor 150W – lowest power consumption in the industry!
- Built-in universal power supply, 110V/60Hz and 200V/50Hz self-adaptable worldwide
- DC36V micro-step motor for X & Y axis driving to ensure low noise and less vibration
- Preset hoops to avoid hitting hoop frames
- Easily add appliqué, sequin, boring or cording

- Built-in button from 172° to 196° under manual color change mode, a great help for machine maintenance
- Frame offset and frame outlining available for easy appliqué embroidery
- Multi-angle, rotatable and adjustable control panel bracket allows for better visibility
- Recessed USB port to protect USB flash drive
- One-step trace button directly on main screen
- Optional laser trace device available
- Emergency stop button
- Multiple hoop sizes for variety of embroidery needs
- Automatic memory retention
- Multiple languages: English, Chinese, Spanish, Portuguese, Turkish, Dutch, French, German, Russian, Vietnamese, Thai, Arabic and more
- Automatic thread trimmer

Intelligent technology

Embroider more in less time!

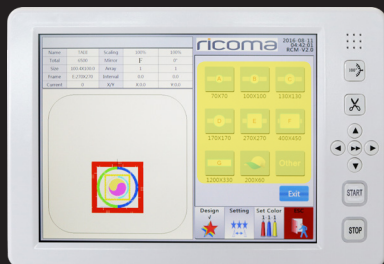
Great for expanding businesses!

High Def True Color 10.4" LCD

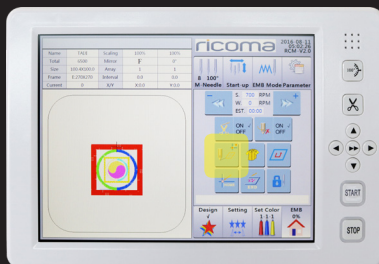
Technical specifications

High Definition True Color 10.4" LCD Touch Screen

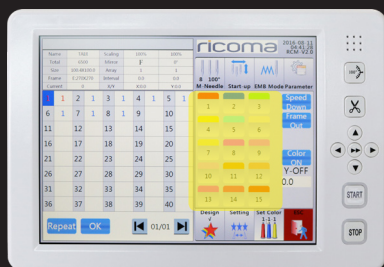
The intuitive High Definition True Color 10.4" LCD Touch Screen displays a clean interface with easy one-step commands for simple operation and a pleasant user experience.



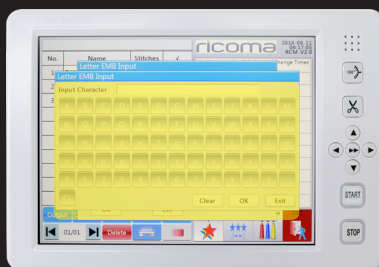
Preset hoops




One-step appliqué



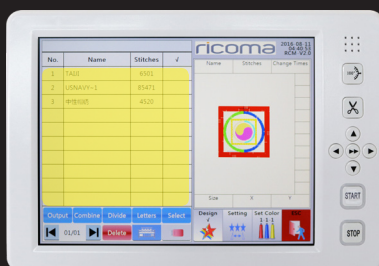
Easy color selection



On-board lettering



One-step tracing



Easy design selection

Panel features

- User-friendly interface
- Easy to operate
- Easily add appliqué, sequin, boring or cording
- New ergonomic touch screen allows easy and comfortable operation by right hand thumb
- Preset hoop parameters, which are designed to avoid hitting hoop frames
- Automatic color change

User-friendly interface



- Built-in button from 172° to 196° under manual color change mode, a great help for machine maintenance
- Frame offset and frame outlining available for easy appliqué embroidery
- Multi-angle, rotatable and adjustable control panel bracket allows for better visibility
- Pre-sewn design trace capable

Better visibility

- One-step trace button directly on main screen
- External 100° button and trimming button
- Automatic thread trimmer
- USB input or direct transmission from PC via LAN port or wireless
- Networkable and Wi-Fi capable
- Thread break detection
- Multiple languages: English, Chinese, Spanish, Portuguese, Turkish, Dutch, French, German, Russian, Vietnamese, Thai, Arabic and more

Ergonomic design

Endless capabilities

User-friendly interface allows user to complete more projects faster.

Hoops and cap attachments included

10 hoops of different sizes per head + sash frame

Model	CHT-1201	CHT-1501	CHT-1202	CHT-1502	CHT-1204	CHT-1504	CHT-1206	CHT-1506	CHT-1208	CHT-1508
Hoop A	2	2	4	4	8	8	12	12	16	16
Hoop B	2	2	4	4	8	8	12	12	16	16
Hoop C	2	2	4	4	8	8	12	12	16	16
Hoop D	2	2	4	4	8	8	12	12	16	16
Hoop E	2	2	4	4	8	8	12	12	16	16
Hoop-w	*wide	*wide	*wide	*wide	*wide	*wide	*wide	*wide	*wide	*wide
Sash frame	1	1	1	1	1	1	1	1	1	1



Hoop A

90 mm round
[9 cm, 3.5"]



Hoop B

120 mm round
[12 cm, 4.7"]



Hoop C

150 mm round
[5 cm, 5.9"]



Hoop D

200 mm round
[20 cm, 9"]



Hoop E

290 x 290 mm
[29 cm, 12"]



Hoop-w

*Available with wide models
400 x 400 mm
[40 cm, 15.75"]

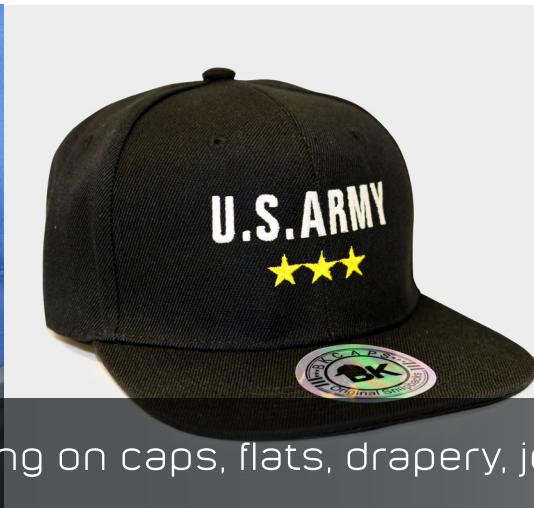


Sash frame

Size varies by
machine

The CHT Series is ideal for embroidery on caps, bags, denim, finished garments and plenty more.

Each machine includes a sash frame and a variety of hoop sizes for embroidery on small, medium and large items.



Capable of embroidering on caps, flats, drapery, jeans and more!



Embroider any cap with ease with our cap system that comes with all machines!



Cap attachments included

Model	CHT-1201	CHT-1501	CHT-1202	CHT-1502	CHT-1204	CHT-1504	CHT-1206	CHT-1506	CHT-1208	CHT-1508
Cap rings	2	2	4	4	8	8	12	12	16	16
Hoop station	1	1	1	1	1	1	1	1	1	1
Cap driver	1	1	2	2	4	4	6	6	8	8

Embroider any cap with ease with the machine's 270-degree wide angle cap system. Each CHT Series is suitable for cap embroidery and includes all the necessary cap attachments to get started.



Cap ring
Snaps into hoop station to prepare machine for cap embroidery



Hoop station
Provides stability for fast and easy cap hooping



Cap driver
Snaps into embroidery machine's bracket holder for hoops

Startup package

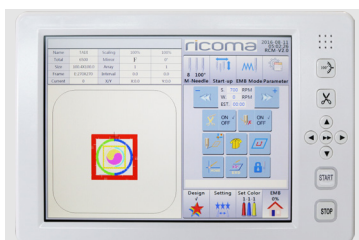
Equipped with all the attachments to get started right away

Available in up to eight heads, the CHT Series is ideal for businesses of all sizes. CHT models are perfect for scaling production on all types of finished garments including caps, flats, bags and plenty more.



Sash frame

Each CHT Series machine includes a sash frame for larger embroidery projects such as drapery, curtains, banners and more.



High Definition True Color 10.4" LCD Touch Screen + Panel

The modern touch screen interface and ergonomic panel allow for a user-friendly experience.




Wilcom DecoStudio E3 Lite

Perfect for digitizing beginners, this software allows users to customize pre-digitized designs or create simple, custom designs from scratch.




Amann starter kit

Each starter kit comes with 20 spools of 100% polyester thread, two spools of metallic thread, a 144-piece box of pre-wound bobbins, two needles and four types of backing.



20,000 stock designs

Each machine comes with 20,000 digitized stock designs to get you started! Pair with Wilcom DecoStudio Lite to create one-of-a-kind designs!



Training and Support

Ricoma provides free hands-on training with the purchase of any embroidery machine. Our customer support is available 7 days a week and after hours.


*The above-mentioned items are included in the startup package only when purchased directly from our U.S. Headquarters - Ricoma International Corporation.



Optional add-ons

Broaden your possibilities with these affordable and easy-to-use add-ons!

These attachments make hooping and adding embroidery effects a breeze. Embellish your designs with sequins, boring or cording; or use specialty hoops for all embroidery needs.



Sequin device

Attach the optional sequin device to your embroidery machine for a pop of sparkle to your embroidery and a quick and easy fill.



Boring device

This device punctures holes into embroidered designs and encloses the raw edges with stitches to create a beautiful effect within minutes.



Cording device

Easily create an embroidery effect with the cording device, which lays cord on fabric and attaches the cord with transparent zigzag stitches.



8-in-1 device

Designed for non-hoopable, difficult items such as shirt pockets, socks, backs of caps, shirt sleeves, collar tips and more.




Robot frame

Embroider on difficult-to-embroider and unusually shaped items such as bags, pockets, shoes and purses with the robot frame.




Belt hoop

With an 8-inch x 4-inch embroidery area, the belt hoop allows ample room for embroidery on belts and straps.



Mighty hoop

With a wide variety of hoop sizes to choose from, these magnetic hoops make hooping all types of differently sized garments a breeze.



HoopMaster

The easiest to use embroidery hooping aid on the market, the HoopMaster is custom-made for your hoops, so there is no hardware to adjust.



Laser device

With this easy-to-install tracing tool, there's no more hitting hoops – just simply watch the laser pointer trace the design in seconds.

Scale your production

Run more projects in a fraction of the time

Both regular and optional wide CHT models are ideal for scaling production for businesses of all sizes. Smaller embroidery businesses can ramp up with the two-head model, while growing businesses can run more projects in a fraction of the time with the four-head model.



CHT-1502
2-heads



CHT-1504
4-heads



Available up to 8 heads

Fulfill larger orders

Established businesses can fulfill larger orders in less time with the six-head and eight-head CHT models. These models are designed for growing and established businesses with a constant flow of orders.



CHT-1508
8-heads



CHT-1506
6-heads





THINK BEYOND

Ricoma Headquarters in USA

Ricoma International Corporation

3450 NW 114th Ave., Miami, FL 33178, USA

TEL: [305] 418-4421 | FAX: [305] 418-5036

Toll Free: 1-888-292-6282

Website: www.ricoma.us | Email: info@ricoma.us

Ricoma Factory in China

Ricoma [Shenzhen] Co., Ltd.

Baochangli Industrial Park, Jinlong Road 3,

Shenzhen, P.R. China [Post: 518118]

TEL: +86-755-2585-7576 | FAX: +86-755-2585-7773

Website: www.ricoma.cn | Email: info@ricoma.cn